

Reactivating Windows Manually

Microsoft's licensing scheme for enterprise customers requires that the operating system connect to a campus activation server every 180 days or so to refresh the license.

For on campus machines, this happened automatically but for off campus machines it can be a bit of a problem so, you may receive a message that Windows needs to be activated.

The steps below will allow your computer to connect to the campus license server to refresh its licensing status.

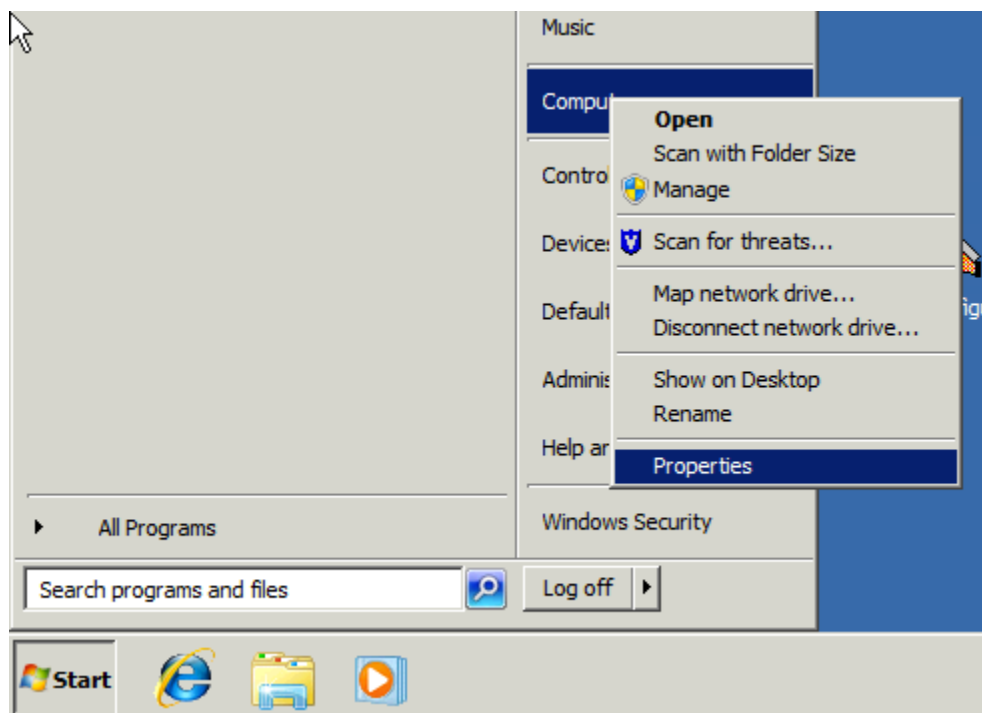
To reactivate Windows, you must first connect to the campus VPN or bring the machine to campus and connect it to a wired connection.

After you've connected to the VPN or on-campus network:

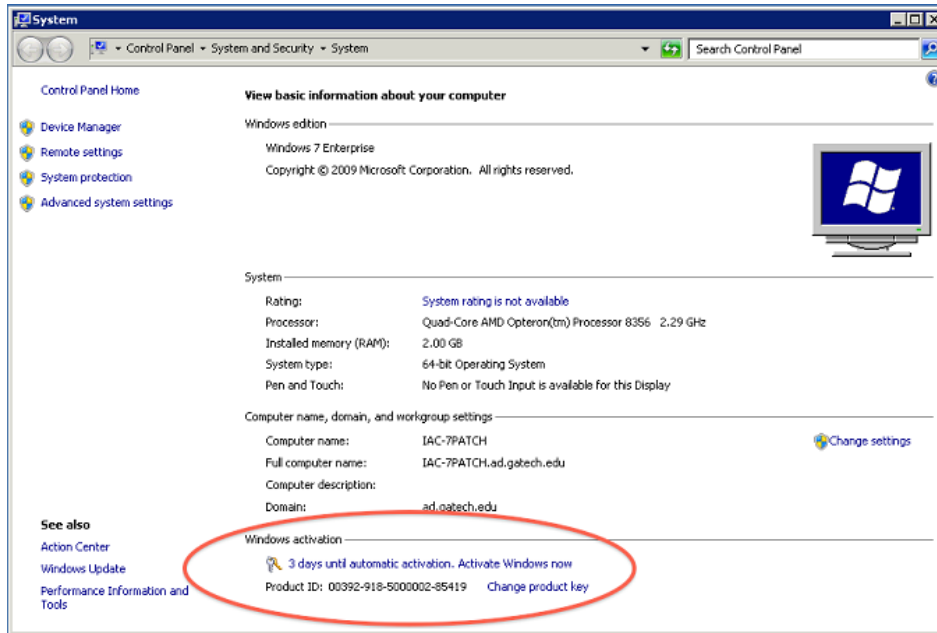
- Right Click on "Computer"
- Select Properties
- Scroll down to the Windows activation section and select the "Activate Now" Link.

If that doesn't work, try the following procedure:

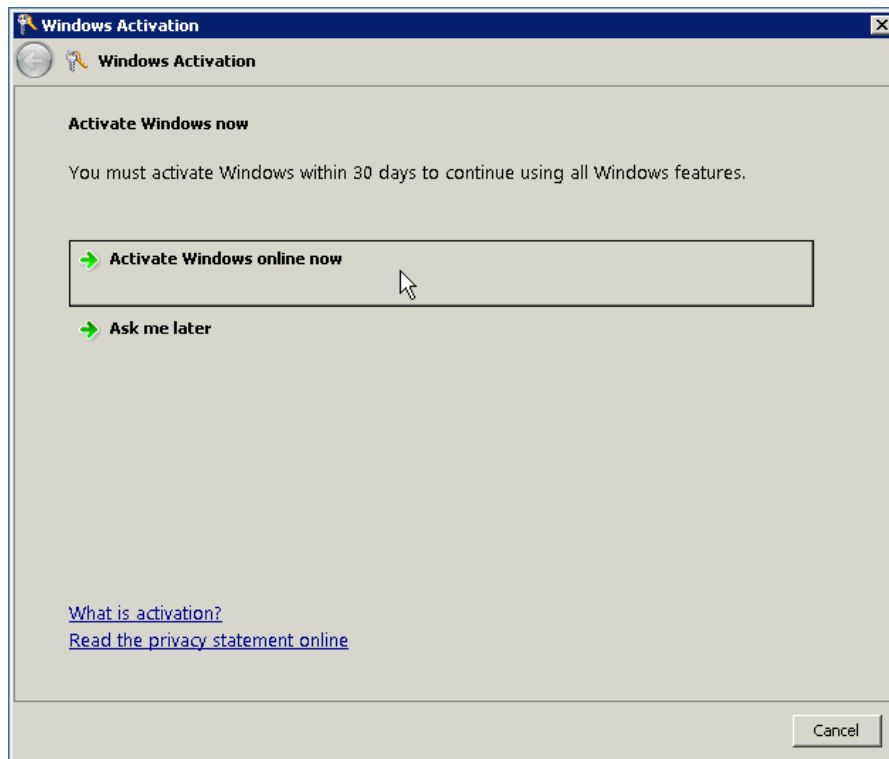
Go to My Computer then Properties



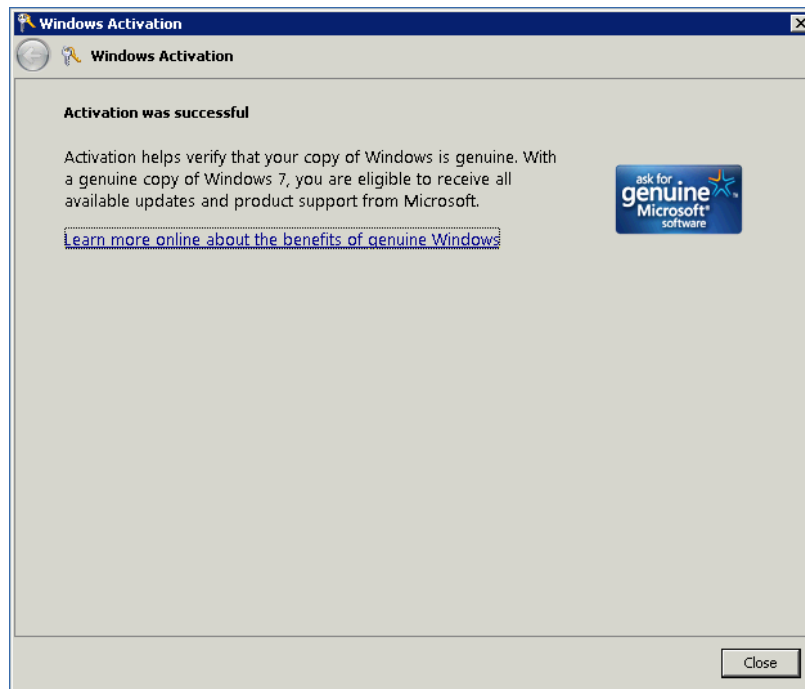
Scroll down to the “Windows Activation” section



You should see a dialog box like the one below. Choose 'Activate Windows online now'



Windows will attempt to activate over the network and will respond when it is successful



After activation, the information shown when you right click "Computer" and select Properties will look something like this:

System

Control Panel - System and Security - System

Search Control Panel


Control Panel Home

- Device Manager
- Remote settings
- System protection
- Advanced system settings

View basic information about your computer

Windows edition

Windows 7 Enterprise
Copyright © 2009 Microsoft Corporation. All rights reserved.



System

Rating: System rating is not available
Processor: Quad-Core AMD Opteron(tm) Processor 8356 2.29 GHz
Installed memory (RAM): 2.00 GB
System type: 64-bit Operating System
Pen and Touch: No Pen or Touch Input is available for this Display

Computer name, domain, and workgroup settings


Computer name: IAC-7PATCH [Change settings](#)
Full computer name: IAC-7PATCH.ad.gatech.edu
Computer description:
Domain: ad.gatech.edu

See also

- Action Center
- Windows Update
- Performance Information and Tools

Windows activation

Windows is activated
Product ID: 00392-918-5000002-85419 [Change product key](#)



Learn more online...